



# Refrigerated Rails


Models RS-CN-0004, 0008

Items 47861, 47862

# Instruction Manual



*Revised - 08/25/2023*



Toll Free: 1-800-465-0234  
Fax: 905-607-0234  
Email: [service@omcan.com](mailto:service@omcan.com)  
[www.omcan.com](http://www.omcan.com)



# ***Table of Contents***

Model RS-CN-0004 / Model RS-CN-0008

---

<b>Section</b>	<b>Page</b>
Disclaimer -----	3
General Information -----	4 - 5
Safety and Warranty -----	5 - 6
Technical Specifications -----	7
Installation -----	7 - 8
Operation -----	8
Maintenance -----	8
Troubleshooting -----	9
Parts Breakdown -----	10 - 12
Electrical Schematics -----	13
Notes -----	14
Warranty Registration -----	15

## ***Disclaimer***

---

***OMCAN IS NOT RESPONSIBLE FOR ANY DAMAGES DUE TO WATER LEAKS. WARRANTY FOR WATER LEAKS IS VOID IF THE AMBIENT ROOM TEMPERATURE EXCEEDS 75°F AND 55% RELATIVE HUMIDITY, AND THE APPLIANCE DRAIN IS NOT CONNECTED DIRECTLY TO A FLOOR DRAIN.***

---

***OMCAN N'EST PAS RESPONSABLE DES DOMMAGES DUS AUX FUITES D'EAU. LA GARANTIE POUR LES FUITES D'EAU EST ANNULÉE SI LA TEMPÉRATURE AMBIANTE DE LA PIÈCE DÉPASSE 75°F ET 55% D'HUMIDITÉ RELATIVE, ET SI LE DRAIN DE L'APPAREIL N'EST PAS RACCORDÉ DIRECTEMENT À UN DRAIN DE PLANCHER.***

---

***OMCAN NO SE HACE RESPONSABLE DE LOS DAÑOS CAUSADOS POR FUGAS DE AGUA. LA GARANTÍA POR FUGAS DE AGUA QUEDA ANULADA SI LA TEMPERATURA AMBIENTE SUPERA LOS 75°F Y EL 55% DE HUMEDAD RELATIVA, Y EL DESAGÜE DEL APARATO NO ESTÁ CONECTADO DIRECTAMENTE A UN DESAGÜE DE PISO.***

# ***General Information***

---

**Omcan Manufacturing and Distributing Company Inc., Food Machinery of America, Inc. dba Omcan and Omcan Inc. are not responsible for any harm or injury caused due to any person's improper or negligent use of this equipment. The product shall only be operated by someone over the age of 18, of sound mind, and not under the influence of any drugs or alcohol, who has been trained in the correct operation of this machine, and is wearing authorized, proper safety clothing. Any modification to the machine voids any warranty, and may cause harm to individuals using the machine or in the vicinity of the machine while in operation.**

## **CHECK PACKAGE UPON ARRIVAL**

Upon receipt of an Omcan shipment please inspect for external damage. If no damage is evident on the external packaging, open carton to ensure all ordered items are within the box, and there is no concealed damage to the machine. If the package has suffered rough handling, bumps or damage (visible or concealed), please note it on the bill of lading before accepting the delivery and contact Omcan within 24 hours, so we may initiate a claim with the carrier. A detailed report on the extent of the damage caused to the machine must be filled out within three days, from the delivery date shown in the shipping documents. Omcan has no recourse for damaged products that were shipped collect or third party.

**Before operating any equipment, always read and familiarize yourself with all operation and safety instructions.**

**Omcan would like to thank you for purchasing this machine. It's of the utmost importance to save these instructions for future reference. Also save the original box and packaging for shipping the equipment if servicing or returning of the machine is required.**

---

**Omcan Fabrication et distribution Compañie Limité et Food Machinery d'Amerique, dba Omcan et Omcan Inc. ne sont pas responsables de tout dommage ou blessure causé du fait que toute personne ait utilisé cet équipement de façon irrégulière. Le produit ne doit être exploité que par quelqu'un de plus de 18 ans, saine d'esprit, et pas sous l'influence d'une drogue ou d'acohol, qui a été formé pour utiliser cette machine correctement, et est vêtu de vêtements de sécurité approprié. Toute modification de la machine annule toute garantie, et peut causer un préjudice à des personnes utilisant la machine ou des personnes à proximité de la machine pendant son fonctionnement.**

## **VÉRIFIEZ LE COLIS DÈS RÉCEPTION**

Dès réception d'une expédition d'Omcan veuillez inspecter pour dommages externes. Si aucun dommage n'est visible sur l'emballage externe, ouvrez le carton afin de s'assurer que tous les éléments commandés sont dans la boîte, et il n'y a aucun dommage dissimulé à la machine. Si le colis n'a subi aucune mauvaises manipulations, de bosses ou de dommages (visible ou cachée), notez-le sur le bond de livraison avant d'accepter la livraison et contactez Omcan dans les 24 heures qui suivent, pour que nous puissions engager une réclamation auprès du transporteur. Un rapport détaillé sur l'étendue des dommages causés à la machine doit être rempli dans un délai de trois jours, à compter de la date de livraison indiquée dans les documents d'expédition. Omcan n'a aucun droit de recours pour les produits endommagés qui ont été expédiées ou cueilli par un tiers transporteur.



# General Information

---

Avant d'utiliser n'importe quel équipement, toujours lire et vous familiariser avec toutes les opérations et les consignes de sécurité.

Omcan voudrais vous remercier d'avoir choisi cette machine. Il est primordial de conserver ces instructions pour une référence ultérieure. Également conservez la boîte originale et l'emballage pour l'expédition de l'équipement si l'entretien ou le retour de la machine est nécessaire.

-----  
Omcan Empresa De Fabricacion Y Distribucion Inc. Y Maquinaria De Alimentos De America, Inc. dba Omcan y Omcan Inc. no son responsables de ningun daño o perjuicio causado por cualquier persona inadecuada o el uso descuidado de este equipo. El producto solo podra ser operado por una persona mayor de 18 años, en su sano juicio y no bajo alguna influencia de droga o alcohol, y que este ha sido entrenado en el correcto funcionamiento de esta máquina, y ésta usando ropa apropiada y autorizada. Cualquier modificación a la máquina anula la garantía y puede causar daños a las personas usando la máquina mientras esta en el funcionamiento.

## REVISE EL PAQUETE A SU LLEGADA

Tras la recepcion de un envio Omcan favor inspeccionar daños externos. Si no hay daños evidentes en el empaque exterior, Habra el carton para asegurarse que todos los articulos solicitados estén dentro de la caja y no encuentre daños ocultos en la máquina. Si el paquete ha sufrido un manejo de poco cuidado, golpes o daños (visible o oculto) por favor anote en la factura antes de aceptar la entrega y contacte Omcan dentro de las 24 horas, de modo que podamos iniciar una reclamación con la compañía. Un informe detallado sobre los daños causados a la máquina debe ser llenado en el plazo de tres días, desde la fecha de entrega que se muestra en los documentos de envío. Omcan no tiene ningun recurso por productos dañados que se enviaron a recoger por terceros.

**Antes de utilizar cualquier equipo, siempre leer y familiarizarse con todas las instrucciones de operación y seguridad.**

Omcan quisiera darles las gracias por la compra de esta máquina. Es de la máxima importancia para guardar estas instrucciones para referencias en el futuro. También guarde la caja original y el embalaje para envío del equipo si el mantenimiento o la devolución de la máquina es necesaria.

# Safety and Warranty

---

## SAFETY TIPS

- Position on a flat and stable surface.
- A service agent or qualified technician should carry out installation and maintenance as required. Do not remove any components or service panels on this product.
- Consult local and national standards to comply with the following:
  - Health and safety at work legislation.

# ***Safety and Warranty***

---

- BS EN codes of practice.
- Fire precautions.
- IEE wiring regulations.
- Building regulations.
- Do not use jet/pressure washers to clean the appliance.
- Do not use this appliance outside.
- Do not use this appliance to store medical supplies.
- Do not use electrical appliances inside the appliance (ex. heaters, ice cream makers, etc).
- Always carry, store and handle the appliance in a vertical position and move by holding the base of the appliance.
- Always switch off and disconnect the power supply to the unit before cleaning.
- Keep all packaging away from children. Dispose of the packaging in accordance with the regulations of local authorities.
- If the power cord is damaged, it must be replaced by a qualified service agent or technician in order to avoid a hazard.

**Carefully read through this instruction manual.**

**RESIDENTIAL USERS: vendor assumes no liability for parts or labor coverage for component failure or other damages resulting from installation in non-commercial or residential applications. The right is reserved to deny shipment for residential usage; if this occurs, you will be notified as soon as possible.**

## **1 YEAR PARTS AND LABOUR WARRANTY**

**Within the warranty period, contact Omcan Inc. at 1-800-465-0234 to schedule an Omcan authorized service technician to repair the equipment locally.**

**Unauthorized maintenance will void the warranty. Warranty covers electrical and part failures, not improper use.**

**Please see <https://omcan.com/disclaimer> for complete info.**

### **WARNING:**

The packaging components are classified as normal solid urban waste and can therefore be disposed of without difficulty.

**In any case, for suitable recycling, we suggest disposing of the products separately (differentiated waste) according to the current norms.**

**DO NOT DISCARD ANY PACKAGING MATERIALS IN THE ENVIRONMENT!**

# Technical Specifications

Model	RS-CN-0004	RS-CN-0008
Volume	4 x 1/6 GN	8 x 1/6 GN
Temperature Range	1 - 10°C / 33.8 - 50°F	
Max Ambient Temp Rating	24°C / 75°F	
Cooling System	Static	
Power	160 W	
Daily Energy Consumption	1.4 kW	
Thermostat	Mechanical	
Refrigerant	R600a	
Dimensions	15" x 25.7" x 9.1" 380 x 654 x 231mm	27.5" x 25.7" x 9.1" 698 x 654 x 231mm
Packaging Dimensions	17.7" x 28.1" x 15" / 450 x 715 x 380mm	
Item Number	47861	47862

## Installation

**Note: if the unit has not been stored or moved in an upright position, let it stand upright for approximately 12 hours before operation.**

1. Remove the appliance from the packaging. Make sure that all protective plastic film and coatings are thoroughly removed from all surfaces.
2. Maintain a distance of 20cm (7") between the unit and walls or other objects for ventilation. Do not place the appliance near a heat source.
3. Level the appliance on a flat and stable surface.

**Note: before using the appliance for the first time, clean the interior with soapy water.**

### FIT GLASS PANELS (OPTIONAL)

1. Screw the collars to the rim of the appliance.  
**Note: ensure the hole in the collar for the grub screw faces inwards.**
2. Slot the two side panels into the collars, with the holes in the glass at the top.  
**Note: ensure the screw hole furthest from the edge of the panel goes to the back of the appliance.**
3. Screw a grub screw into each collar to secure the panels.  
**Note: ensure the soft end of the grub screw is the end making contact with the glass.**
4. Slot the rear panel into the collars, with the holes in the glass at the top.
5. Screw a grub screw into each collar to secure the panel.
6. Slot the plastic plugs into each of the holes.
7. Screw the brackets to the inside of each pane using the bolt assemblies.  
**Note: ensure the short end of the bolt assembly is on the outside of the panels.**

# ***Installation***

---

8. Place the top panel onto the brackets, ensuring all holes line up.
9. Insert the plugs and attach the top panel to the brackets with the bolt assemblies.

# ***Operation***

---

## **STORING FOOD**

To get the best results from your appliance, follow these instructions:

1. Only store food in the appliance when it has reached the correct operating temperature.
2. Ensure pan bays are full at all times, even if the pans are unused or empty. Empty bays will greatly reduce efficiency of the appliance.
3. Do not obstruct the fans inside the appliance.

# ***Maintenance***

---

## **CLEANING, CARE AND MAINTENANCE**

- Switch off and disconnect from the power supply before cleaning.
- Clean the interior of the appliance as often as possible.
- Do not use abrasive cleaning agents. These can leave harmful residues.
- Always wipe dry after cleaning.
- Take care when cleaning the rear of the appliance. Sharp edges can cut. A qualified service agent or technician must carry out repairs if required.

## **CLEANING THE CONDENSER**

Periodically cleaning the condenser is mandatory and failure to do so will void the warranty. We recommend that a qualified technician clean the condenser.



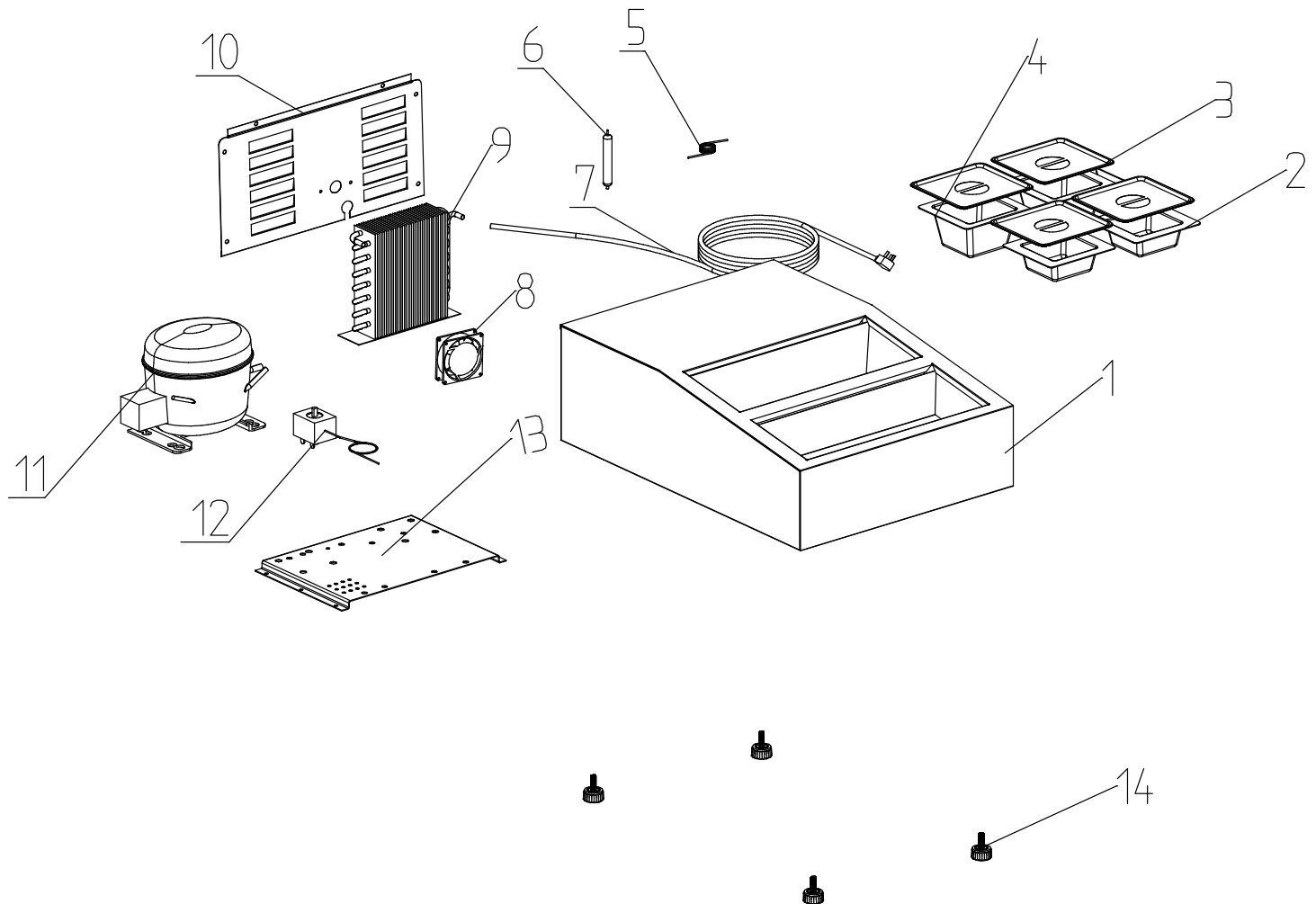
# Troubleshooting

If your appliance develops a fault, please check the following table before calling Omcan.

<b>Fault</b>	<b>Probable Cause</b>	<b>Solution</b>
The appliance is not working.	The unit is not switched on.	Check if the unit is plugged in correctly.
	Plug and lead are damaged.	Call Omcan.
	Fuse in the plug has blown.	Replace the fuse.
	Power supply.	Check the power supply.
	Internal wiring fault.	Call Omcan.
The appliance turns on, but the temperature is too high/low.	Condenser blocked with dust.	Call Omcan.
	Appliance is located near a heat source or air flow to the condenser is being interrupted.	Move the unit to a more suitable location.
	Ambient temperature is too high.	Increase ventilation or move appliance to a cooler position.
	Unsuitable food products are being stored in the appliance.	Remove any hot food or blockages to the fan.
	Appliance is overloaded.	Reduce the amount of food stored in the appliance.
The appliance is unusually loud.	Loose nut/screw.	Check and tighten all nuts and screws.
	The appliance has not been installed in a level or stable position.	Check installation position and change if necessary.

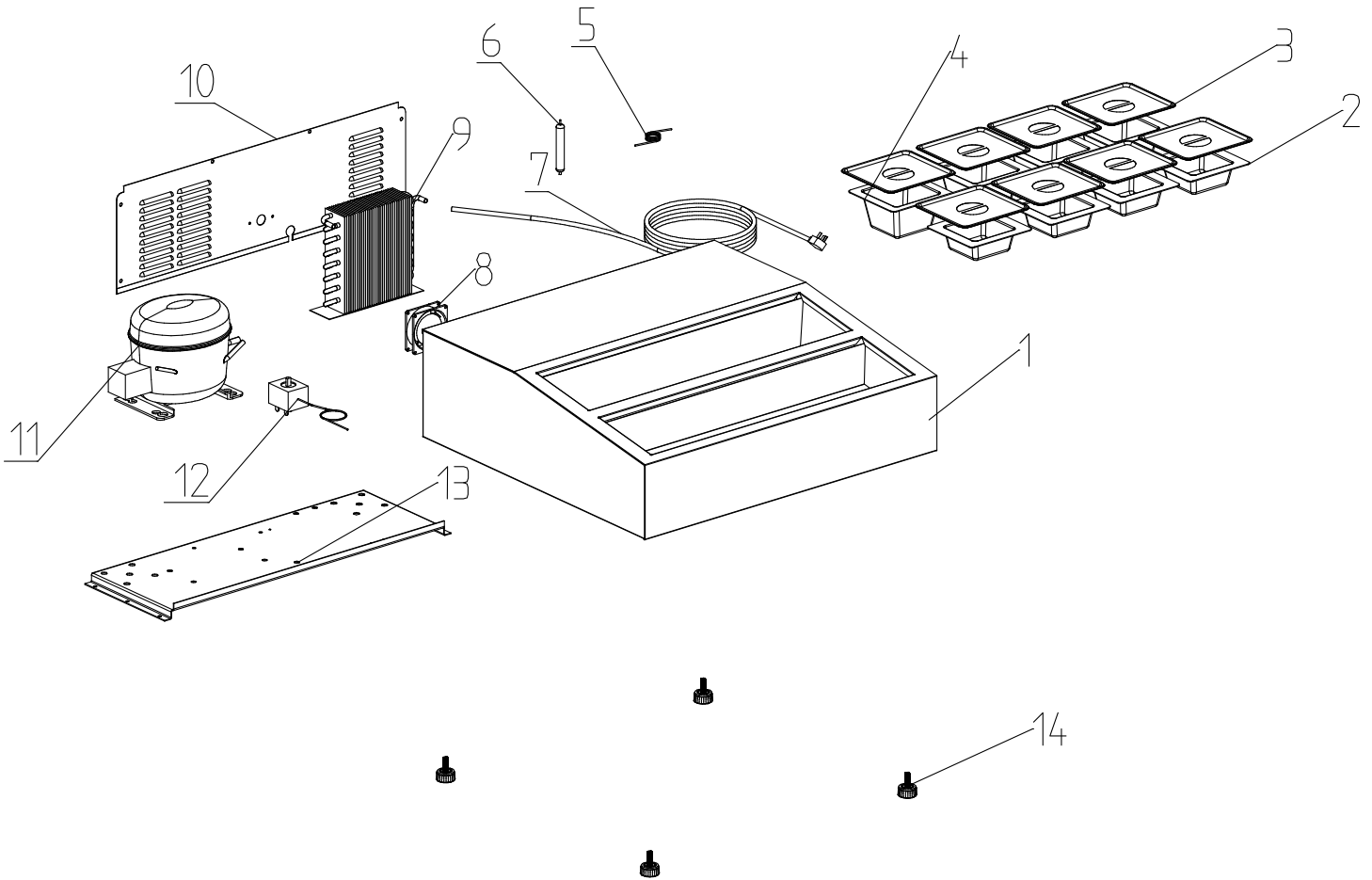
# Parts Breakdown

Model RS-CN-0004 47861



# Parts Breakdown

Model RS-CN-0008 47862



# Parts Breakdown

## Model RS-CN-0004 47861

Item No.	Description	Position	Item No.	Description	Position	Item No.	Description	Position
AN797	Foamed Cabinet for 47861	1	AN802	Filter for 47861	6	AN805	Compressor for 47861	11
80048	Food Pans 1/6 Size 6" / 150mm Polycarbonated NSF for 47861	2	AD819	Power Cord for 47861	7	AN806	Thermostat for 47861	12
80015	Covers for Food Pans 1/6 Size Solid NSF for 47861	3	AD825	Condenser Fan for 47861	8	AN807	Bottom Plate for 47861	13
80040	Food Pans 1/6 Size 4" / 100mm Polycarbonated NSF for 47861	4	AN803	Condenser for 47861	9	AN808	Adjustable Foot for 47861	14
AN801	Capillary for 47861	5	AN804	Compressor Room Cover for 47861	10			

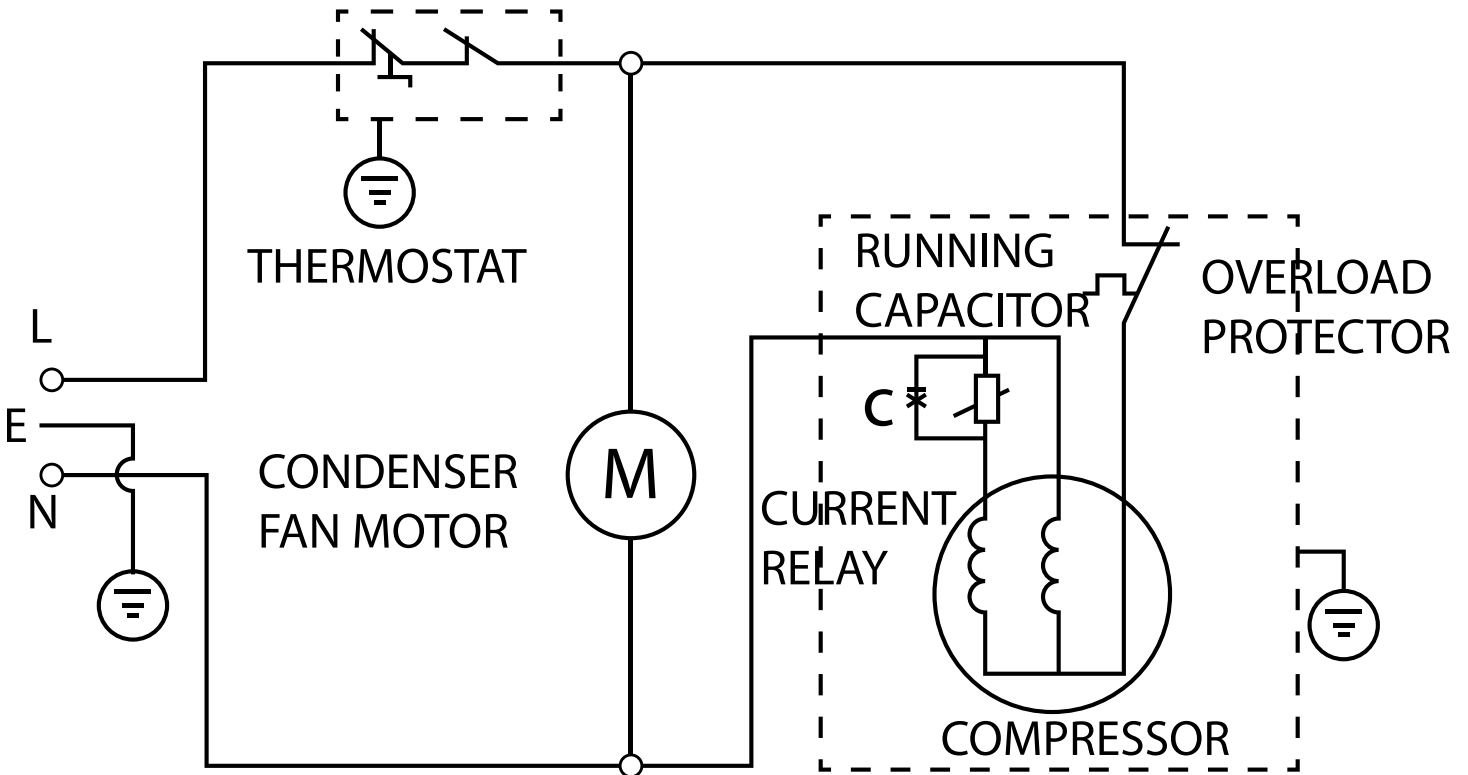
## Model RS-CN-0008 47862

Item No.	Description	Position	Item No.	Description	Position	Item No.	Description	Position
AN809	Foamed Cabinet for 47862	1	AN802	Filter for 47862	6	AN805	Compressor for 47862	11
80048	Food Pans 1/6 Size 6" / 150mm Polycarbonated NSF for 47862	2	AD819	Power Cord for 47862	7	AN806	Thermostat for 47862	12
80015	Covers for Food Pans 1/6 Size Solid NSF for 47862	3	AD825	Condenser Fan for 47862	8	AN811	Bottom Plate for 47862	13
80040	Food Pans 1/6 Size 4" / 100mm Polycarbonated NSF for 47862	4	AN803	Condenser for 47862	9	AN808	Adjustable Foot for 47862	14
AN801	Capillary for 47862	5	AN810	Compressor Room Cover for 47862	10			


# Electrical Schematics

**Model RS-CN-0004** 47861

**Model RS-CN-0008** 47862



NEMA  
5 - 15P  
125VAC / 15 AMP







# Warranty Registration

Thank you for purchasing an Omcan product. To register your warranty for this product, complete the information below, tear off the card at the perforation and then send to the address specified below. You can also register online by visiting:

Merci d'avoir acheté un produit Omcan. Pour enregistrer votre garantie pour ce produit, complétez les informations ci-dessous, détachez la carte au niveau de la perforation, puis l'envoyer à l'adresse spécifiée ci-dessous. Vous pouvez également vous inscrire en ligne en visitant:

Gracias por comprar un producto Omcan usted. Para registrar su garantía para este producto, complete la información a continuación, cortar la tarjeta en la perforación y luego enviarlo a la dirección indicada a continuación. También puede registrarse en línea en:

<https://omcan.com/warranty-registration/>

For mailing in Canada

Pour postale au Canada

Por correo en Canadá

**OMCAN**

PRODUCT WARRANTY REGISTRATION

3115 Pepper Mill Court,

Mississauga, Ontario

Canada, L5L 4X5

For mailing in the US

Pour diffusion aux États-Unis

Por correo en los EE.UU.

**OMCAN**

PRODUCT WARRANTY REGISTRATION

4450 Witmer Industrial Estates, Unit 4,

Niagara Falls, New York

USA, 14305

*or email to: [service@omcan.com](mailto:service@omcan.com)*



Purchaser's Information

Name: \_\_\_\_\_

Address: \_\_\_\_\_

City: \_\_\_\_\_ Province or State: \_\_\_\_\_ Postal or Zip: \_\_\_\_\_

Country: \_\_\_\_\_

Dealer from which Purchased: \_\_\_\_\_

Dealer City: \_\_\_\_\_ Dealer Province or State: \_\_\_\_\_

Invoice: \_\_\_\_\_

Model Name: \_\_\_\_\_ Model Number: \_\_\_\_\_

Machine Description: \_\_\_\_\_

Date of Purchase (MM/DD/YYYY): \_\_\_\_\_

Would you like to extend the warranty?  Yes  No

Company Name: \_\_\_\_\_

Telephone: \_\_\_\_\_

Email Address: \_\_\_\_\_

Type of Company:

Restaurant  Bakery  Deli

Butcher  Supermarket  Caterer

Institution (specify): \_\_\_\_\_

Other (specify): \_\_\_\_\_

Serial Number: \_\_\_\_\_

Date of Installation (MM/DD/YYYY): \_\_\_\_\_

**Thank you for choosing Omcan | Merci d'avoir choisi Omcan | Gracias por elegir Omcan**



Since 1951 Omcan has grown to become a leading distributor of equipment and supplies to the North American food service industry. Our success over these many years can be attributed to our commitment to strengthen and develop new and existing relationships with our valued customers and manufacturers. Today with partners in North America, Europe, Asia and South America, we continually work to improve and grow the company. We strive to offer customers exceptional value through our qualified local sales and service representatives who provide convenient access to over 6,500 globally sourced products.

---

Depuis 1951 Omcan a grandi pour devenir un des “leaders” de la distribution des équipements et matériel pour l’industrie des services alimentaires en Amérique du Nord. Notre succès au cours de ces nombreuses années peut être attribué à notre engagement à renforcer et à développer de nouvelles et existantes relations avec nos clients et les fabricants de valeur. Aujourd’hui avec des partenaires en Amérique du Nord, Europe, Asie et Amérique du Sud, nous travaillons continuellement à améliorer et développer l’entreprise. Nous nous efforçons d’offrir à nos clients une valeur exceptionnelle grâce à nos ventes locales qualifiées et des représentants de service qui offrent un accès facile à plus de 6500 produits provenant du monde entier.

---

Desde 1951 Omcan ha crecido hasta convertirse en un líder en la distribución de equipos y suministros de alimentos en América del Norte industria de servicios. Nuestro éxito en estos años se puede atribuir a nuestro compromiso de fortalecer y desarrollar nuevas relaciones existentes con nuestros valiosos clientes y fabricantes. Hoy con socios de América del Norte, Europa, Asia y América del Sur, que trabajan continuamente para mejorar y crecer la empresa. Nos esforzamos por ofrecer a nuestros clientes valor excepcional a través de nuestro local de ventas y representantes de los servicios que proporcionan un fácil acceso a más de 6,500 productos con origen a nivel mundial.

